

Start small. Hit it big.

HOMAG

Our Wide-Belt Sanding Machines
SANDTEQ W-100



YOUR SOLUTION





NEW

The IntelliSanding App is your perfect companion for everything concerning sanding. Download the app from your store today!





The entry into professional wide-belt sanding. The HOMAG SANDTEQ W-100.

For more than 70 years, HOMAG sanding technology has been renowned for its powerful wide-belt sanding machines and innovative surface processing. These include special and multi-purpose sanding machines for calibrating and intermediate sanding as well as lacquer finishing machines. Always focused on processing wood and wood-like materials.

HOMAG is present and active throughout the world. Whether consulting, selling or providing fast on-site service, HOMAG is ably supported and represented in over 65 countries.

YOUR SOLUTION


MORE: [HOMAG.COM](https://www.homag.com)



SANDTEQ W-100

CONTENT

- 04 Introduction
- 06 SANDTEQ W-100
- 08 Configuration models **Standard/Performance**
- 10 Configuration models **Advanced**
- 12 Pressure beam systems
- 14 Optional
- 15 Technical Data
- 16 Life Cycle Services



Quality, that convinces...

The following pages of our SANDTEQ W-100 sanding machine show how to perform customer-specific sanding tasks for surface treatment.

Our 5 pre-defined configuration models are ideal solutions for the craftsman. With many years of experience and close

customer contact, HOMAG provides a wide product range for customer-specific tasks. Everything for the right finish — the prerequisite for a perfect surface. That's HOMAG Sanding Technology.

“The SANDTEQ W-100 – the Performance and Advanced models are the beginning of the entry with attractive prices into professional sanding - sanding made easy!”

Matthias Picker, Product Management Surface Processing, HOMAG



Contactless sanding belt oscillation

- Contact-free sanding belt oscillation control to protect the belt edges



Touchscreen Operator Terminal

- 15" touchscreen for complete machine control



Operating elements on the changing side of the sanding belt

- Easily accessible
- Everything at a glance and comfortable adjustment

Up to **2** heads in
a single machine frame

Working width

1,100 mm

5 fixed configurations

Very stable – total weight up to


1,900
kg for an SANDTEQ W-100 (Model RC)



The SANDTEQ W-100

This series is as diverse as our customers. On the basis of extensive experience and professional know-how, the available 5 machine combinations are adjusted to your

conditions and tasks. Learn more about our performance packages with an optimal price-performance ratio.




- 1** Secure, careful workpiece transport for years. Ensured by high-quality feed belts.
- 2** Integrated Switch cabinet
- 3** Touchscreen Operator Terminal
- 4** Easy access on the belt change side via doors with E-Lock fastener and space-saving mechanical protective cover on the drive side.
- 5** Infeed and outfeed table



ECO mode

- Automatic machine stop with warning function for saving energy when machine is idling unnecessarily
- With frequency-controlled drives, decrease of the idle power by 50 % – as standard



Electro-pneumatic pressure beam eps® (except for RC Standard)

- The machine's electronics ensure the optimum sanding pressure on all areas of a workpiece, guaranteeing a perfect sanding result.



Cleaning brush with finish-brush

- The brush behind the last head ensures an optimal cleaning result.

Our standard and performance models | Perfectly assembled just for you

Two rubber-coated rollers in the infeed and two in the outfeed, the control for customer's dust extraction sliders, a UPS emergency power supply for the sanding belt oscillation as well as the brush unit with finish brush are standard in all models of the SANDTEQ W-100 and a MUST for professional sanding.



Model 114 | C Performance

C-Head with eps® system

Fine sanding head with additional calibration function and use of the electronically controlled segmented pad with eps®-system for calibrating, intermediate lacquer, fine and veneer sanding of wood and wood-based materials. By using the electronically controlled segmented pad with eps®-system thickness tolerances of up to 2 mm are compensated.



Model 124 | RC Standard

Combination

R-Head (with contact roller diameter of 140 mm)

C-Head with acp® system

C-Head with acp® system

Fine sanding head with additional calibration function and use of the pneumatic pressure pad with acp® system for calibrating and fine sanding of wood and wood-based materials. By using the pneumatic pressure pad with acp® system the correct sanding pressure is applied over the complete working width and a continuous surface quality is ensured.



Model 124 | RC Performance

Combination

R-Head (with contact roller diameter of 140 mm)

C-Head with eps® system

R-Head

The head for precise calibration of wood and wood-based materials with high stock removal rates and roughening of surfaces as preparation for glueing. The wear-resistant profiled contact roller avoids the so-called “wash-out effect” – possible when sanding wood with large differences in density (summer resp. late wood).



Our advanced models |

Ideal for high-quality intermediate lacquer sanding

The Advanced Packs of the SANDTEQ W-100 provide the standards for high-quality intermediate lacquer sanding at a very attractive price by a frequency-controlled sanding belt speed, an air-jet belt blower and the appropriate sanding element in combination with the electronically controlled segmented pressure pad with eps® system.

Includes lacquer sanding package for C-head comprising:

- Frequency-controlled, infinitely variable cutting speed of 2–18 m/s
- Adjustable sanding belt blow-off device
- Additional 80-mm-wide sanding element

Model 114 | C Advanced

C-Head with eps® system

Fine sanding head with additional calibration function and use of the electronically controlled segmented pad with eps® system for calibrating, intermediate lacquer, fine and veneer sanding of wood, wood-based materials and lacquered surfaces. By using the electronically controlled segmented pressure pad with eps® system thickness tolerances of up to 2 mm are compensated.



Model 124 | RC Advanced

Combination

R-Head (with contact roller diameter of 140 mm)


C-Head unit with eps® system

R-Head

The head for precise calibration of wood and wood-based materials with high stock removal rates and roughening of surfaces as preparation for glueing. The wear-resistant profiled contact roller avoids the so-called “wash-out effect” – possible when sanding wood with large differences in density (summer resp. late wood).







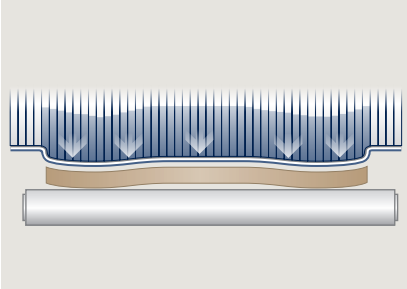
The non-segmented pressure beam evenly sands workpieces. This comes into play immediately after the workpiece leaves the calibration head.

acp[®] – the air cushion sanding pad

Efficient and precise sanding – the acp[®] (air cushion pad) controlled pneumatic pressure beam system detects incoming workpieces and thus controls the engagement and disengagement of the sanding pad on the front and rear edge.

Highlights:

- **Pneumatic pressure pad system for the right pressure over the entire working width**
- **Adjustable sanding pressure for consistent surface quality**
- **Optimal for processing solid wood**



Pressure and compensation behaviour of the individual segments for warped workpieces or workpieces with thickness tolerances. Within the tolerance range of max. 2 mm the same pressure is applied to different areas of the workpieces.

eps[®] – the electro-pneumatic pressure beam

The machine's electronics provide the optimal sanding belt pressure on all areas of a workpiece, guaranteeing a perfect sanding result. The eps[®] system developed by HOMAG meets these requirements perfectly. For example, the individual segments automatically adjust themselves to uneven sections in the workpiece within a tolerance range of max. 2 mm to ensure that each part of the workpiece always receives the correct sanding pressure. In addition, differences in thickness from workpiece to workpiece are offset with ease. The eps[®] system works electro-pneumatically with a segment width of 35 mm.

Highlights:

- **Electronically controlled segmented pressure beam system for efficiently retaining the pressure of the sanding belt**
- **35 mm segment width for perfect sanding results across all areas of the workpiece**
- **Automatic adjustment to the segments on the surface of the workpiece**
- **Up to 2 mm tolerance compensation**

eps[®] 



Optional



Workpiece thickness measuring device ME 3

- “Standard” workpiece thickness measuring device for a range of 0–50 mm
- Manual operation



Workpiece thickness measurement ME 200

- Device for automatic thickness measurement
- Machine set independently to the required thickness



Various sanding elements available with a width of 80 mm:

- With a felt hardness of 0.36 for intermediate lacquer sanding
- With a felt hardness of 0.52 for veneer sanding
- With a felt hardness of 0.68 for solid wood sanding

Technical data

This series covers a wide range of applications. The SANDTEQ W-100 with 1 or 2 heads and 1100 mm working width can be configured for many different applications.

SANDTEQ W-100	STANDARD	PERFORMANCE		ADVANCED	
Configuration models	124 RC	114 C	124 RC	114 C	124 RC
Number of heads	2	1	2	1	2
Working width mm/inch	1,100/43"				
Abrasive belt width mm/inch	1,120/44"				
Abrasive belt length mm/inch	1,900/75"				
Workpiece thickness min. – max. mm / inch	3-160 /1/8" -7"				
Compressed air usage bar / max l/min (without Sanding belt blow-off device)	6 / 40	6 / 20	6 / 40	6 / 20	6 / 40
Dust extraction approx. m ³ /h	3,785	2,335	3,785	3,465	4,915
Length / Width / Height mm	1,719 / 1,726 / 1,955	1,464 / 1,726 / 1,955	1,719 / 1,726 / 1,955	1,464 / 1,726 / 1,955	1,719 / 1,726 / 1,955
Total connected load kW	30	19	30	19	33
Weight approx. kg	1,900	1,400	1,900	1,400	1,900



HC LIFE CYCLE SERVICES

Optimal service and individual consultations are included in the purchase of our machines. We support you with service innovations and products which are especially tailored to your requirements. With short response times and fast

customer solutions we guarantee consistently high availability and economical production – over the entire life cycle of your machine.



REMOTE SERVICE

- Hotline support via remote diagnosis by our trained experts regarding control, mechanics and process technology. Thus, more than 90% less on-site service required and consequently a faster solution for you!
- The ServiceBoard App helps to solve tasks in a fast, simple and concrete way. This is achieved by mobile live video diagnosis, automatic sending of service requests or the online spare parts catalog eParts.



SPARE PARTS SERVICE

- High part availability and fast delivery.
- Ensuring quality by predefined spare parts and wear parts kits, comprising original spare parts.
- Identify and inquire for spare parts online under www.eParts.de 24/7, or buy even faster and more comfortably in the new HOMAG Webshop eCommerce.



MODERNIZATION

- Keep your machinery up to date and increase your productivity as well as your product quality, This is how you can meet tomorrow's requirements today!
- We support you with upgrades, modernization as well as individual consultancy and developments.



DIGITAL SERVICES

- ISN (intelliServiceNet) – The new remote service solution of the future! Fast restart of production because the remote service employee has extensive access to relevant physical data.
- intelliAdvice App – provides help for self-help. The preventive solutions proposed in the new App are the combination of our experiences and existing machine data.





SOFTWARE

- Telephone support and consultancy through software support.
- Digitalization of your spare parts via 3D scanning saves time and money compared to new programming.
- Subsequent networking of your machinery with intelligent software solutions ranging from construction to production.



FIELD SERVICE

- Increased machine availability and product quality by certified service staff.
- Regular checks through maintenance / inspection guarantee the highest quality of your products.
- We offer you the highest availability of technicians in order to reduce downtimes in case of unpredictable troubles.



TRAINING

- Thanks to training perfectly suited to your requirements, your machine operators can optimally operate and maintain the HOMAG machines.
- The training also include customer-specific training documents with exercises proven in practice.
- Online training and webinars. Learn without traveling, meet your trainer in the digital classroom.

For you more than...

1,350

service employees worldwide

90%

less on-site service thanks to successful remote diagnosis

5,000

customer training sessions per / year

150,000

machines, all electronically documented in 28 different languages – in eParts



HE HOMAG

YOUR SOLUTION



HOMAG Group AG

info@homag.com

www.homag.com



YOUR SOLUTION